



## **CFIT: Removal of Bulkhead Door**

Rick Koca



15-Nov-2024

# CFIT Inner Bulkhead Door Removal

This document shows how to remove the inner bulkhead door from a CFIT.


In this document, the CFIT-Flex Standard is shown in all images. The CFIT-Flex Compact looks different, but the door removal procedure is the same.

*Inner Bulkhead Door*




# Door Removal Procedure

Tools Needed: One flathead screwdriver



Press the screwdriver into the hinge slot to release the locking tab at the bottom of the hinge.



Support the door from the middle as you lift the hinge partway out of the hinge slot.



Release the second hinge tab and lift the door out of the slots.